


Advancing Cancer Diagnostics
Improving Lives




Flexibility to Choose

Original Validated Accessories for Clinical Sectioning



FLEXIBILITY TO CHOOSE MULTIPLE ACCESSORIES WITH CONSISTENT QUALITY AND EFFICIENCY FROM THE FIRST CUT TO THE LAST

Our reliable and precise microtomes in combination with the original validated accessories are designed to provide high quality sections and enhanced efficiency while maintaining a safe and healthy clinical workplace.



Precision Orientation System with Quick Release System

Always get back to a 0-position home on the microtome workstation, regardless of how you have changed the instrument's orientation. The quick release system allows rapid exchange of specimen clamp sizes.



RM CoolClamp Keeps Blocks Cooler Longer

Improve the workflow at your microtome by using the RM CoolClamp, the electrically cooled universal cassette clamp for the HistoCore Rotary Microtomes. It keeps blocks cold longer, allowing you to cut uniform sections. The RM CoolClamp mounts easily to any HistoCore Rotary Microtome and maintains the block temperature at 20°C below ambient. With each block held at the ideal temperature, it's a breeze to cut high-quality sections for routine, special, and IHC/ISH staining.



Quick and Easy Cleaning within Seconds

The antistatic waste tray increases efficiency by shortening cleaning time from minutes to seconds and reduces contamination to the operator/environment by effectively collecting and containing waste. With the antistatic waste tray there is a 70% reduction in total cleaning time compared with the standard tray.




Easily Switch Between High and Low-Profile Blades

With the 2-in-1 Blade Holder, you can easily switch between high and low-profile blades without changing blade holders. In addition, the new modular design of the blade holder helps you maintain individual components and efficiently service your equipment over time. Leica Biosystems provides high and low profile blades, including DB80 LS, DB80HS and DB80 LX. For more information:

<https://www.leicabiosystems.com/histology-consumables/microtome-blades/premium-surgipath-db80-series/>

CONFIGURE YOUR OWN CLINICAL MICROTOME FOR ROUTINE PARAFFIN SECTIONING

SPECIMEN ORIENTATION SYSTEMS



- A. Rigid fixture for specimen clamps: 14 0502 38160
- B. Fine-directional fixture for specimen clamps: 14 0502 37717
- C. Directional fixture for specimen clamps: 14 0502 38949

+ Quick Clamping System



Quick Clamping System: 14 050237718

SPECIMEN HOLDERS AND CLAMPS



- A. Universal Cassette Clamp: 14 0502 37999
- B. RM CoolClamp: 14 0502 46573
- C. Super Cassette Clamp: 14 0502 38967
- Standard Specimen Clamp
- D. 50 x 55 mm: 14 0502 38005
- E. 40 x 40 mm: 14 0502 37998

PREFERRED CUTTING TOOL

Disposable Steel Blades



Blade Holder Base for 2-in-1 Blade Holder: 14 0502 55546

A

Reusable Steel Knives



Knife Holder Base: 14 0502 37962

B



2-in-1 Blade Holder for High and Low Profile Blades: 14 0502 54497



Knife Holder E for Low Profile blades: 14 0502 38961

Knife Holder E with trough needs the Knife Holder Base



Knife Holder N: 14 0502 37993



Backlighting: 14 0502 38719



*External Power Supply for Backlighting: 14 0500 31244

*Only for BIO-CUT and MULTICUT

OTHER EXTRAS



Top Tray: 14 0517 56261



**Foot Switch: 14 0502 38257



Universal Microscope Carrier: 14 0502 40580



LED 1000 Hi-Power Spots, 2-arms: 14 6000 04826



LED 1000 control unit: 14 6000 04825



Magnifier - 2 fold: 14 0502 42790

**Only for AUTOCUT

✓ = NEW



HISTOCORE BIOCUT

HISTOCORE MULTICUT

HISTOCORE AUTOCUT

Microtome type	Mechanical manual	Semi-motorized, manual	Fully motorized
Personalized coarse feed wheel for improved comfort	✓	✓	✓
Unique force balance system reduces the risk of injury by an unbalanced object head	✓	✓	✓
Antistatic section waste tray reduces cleaning times by 70%	✓	✓	✓
Rapid specimen exchange with fast homing and programmable Memory position		✓	✓
Electronic brake allows for safe blade and specimen handling			✓

CONFIGURED HISTOCORE ROTARY MICROTOMES FOR YOUR CLINICAL, PARAFFIN SECTIONING APPLICATION

	ORDER NUMBER	ORDER NUMBER	ORDER NUMBER
Standard delivery includes	149BIO000C1	149MULTI0C1	149AUTO00C1
Precision orientation: Fine directional fixture for specimen clamps	✓	✓	✓
Quick clamping system	✓	✓	✓
Universal cassette clamp	✓	✓	✓
Blade holder base	✓	✓	✓
2-in-1 blade holder	✓	✓	✓
Antistatic waste tray	✓	✓	✓
Top Tray	✓	✓	✓

LEICA BIOSYSTEMS

Leica Biosystems is a global leader in workflow solutions and automation, integrating each step in the workflow from biopsy to diagnosis. Our mission of “Advancing Cancer Diagnostics, Improving Lives” is at the heart of our corporate culture. Our easy-to-use and consistently reliable offerings help improve workflow efficiency and diagnostic confidence.

Contact your Leica Biosystems representative today to learn more about the HistoCore Rotary Microtome Solutions.